

Place	Laps	Time	Lap #	Time	Spd	Rider #	Rider Name	Age
1	15	6:21:03	15	27:42	15.08	1	Phillip Orr	35
			14	25:38	16.29	1	Phillip Orr	35
			13	25:14	16.55	1	Phillip Orr	35
			12	26:07	15.99	1	Phillip Orr	35
			11	29:14	14.29	1	Phillip Orr	35
			10	25:08	16.62	1	Phillip Orr	35
			9	24:43	16.90	1	Phillip Orr	35
			8	24:19	17.17	1	Phillip Orr	35
			7	24:05	17.34	1	Phillip Orr	35
			6	24:14	17.23	1	Phillip Orr	35
			5	24:31	17.03	1	Phillip Orr	35
			4	28:44	14.53	1	Phillip Orr	35
			3	23:57	17.44	1	Phillip Orr	35
			2	24:04	17.35	1	Phillip Orr	35
			1	23:23	17.86	1	Phillip Orr	35
2	14	6:15:38	14	28:34	14.62	408	Scott Chancellor	21
			13	28:52	14.47	408	Scott Chancellor	21
			12	28:33	14.63	408	Scott Chancellor	21
			11	28:17	14.76	408	Scott Chancellor	21
			10	28:38	14.58	408	Scott Chancellor	21
			9	27:14	15.33	408	Scott Chancellor	21
			8	27:32	15.17	408	Scott Chancellor	21
			7	30:43	13.60	408	Scott Chancellor	21
			6	27:29	15.19	408	Scott Chancellor	21
			5	24:55	16.76	408	Scott Chancellor	21
			4	23:39	17.66	408	Scott Chancellor	21
			3	23:47	17.56	408	Scott Chancellor	21
			2	24:16	17.21	408	Scott Chancellor	21
			1	23:09	18.04	408	Scott Chancellor	21
3	13	5:59:36	13	29:17	14.26	436	Paul Randell	32
			12	29:59	13.93	436	Paul Randell	32
			11	29:41	14.07	436	Paul Randell	32
			10	29:35	14.12	436	Paul Randell	32
			9	29:57	13.94	436	Paul Randell	32
			8	28:19	14.75	436	Paul Randell	32
			7	28:01	14.91	436	Paul Randell	32
			6	27:08	15.39	436	Paul Randell	32
			5	26:37	15.69	436	Paul Randell	32
			4	25:45	16.22	436	Paul Randell	32
			3	26:06	16.00	436	Paul Randell	32
			2	25:24	16.44	436	Paul Randell	32
			1	23:47	17.56	436	Paul Randell	32


Place	Laps	Time	Lap #	Time	Spd	Rider #	Rider Name	Age
4	13	6:00:58	13	27:40	15.09	16	Simon Flower	22
			12	27:43	15.07	16	Simon Flower	22
			11	29:20	14.24	16	Simon Flower	22
			10	30:33	13.67	16	Simon Flower	22
			9	30:44	13.59	16	Simon Flower	22
			8	28:07	14.85	16	Simon Flower	22
			7	28:57	14.42	16	Simon Flower	22
			6	26:43	15.63	16	Simon Flower	22
			5	26:46	15.60	16	Simon Flower	22
			4	26:30	15.76	16	Simon Flower	22
			3	26:28	15.78	16	Simon Flower	22
			2	26:07	15.99	16	Simon Flower	22
			1	25:20	16.48	16	Simon Flower	22
5	13	6:04:39	13	28:49	14.49	11	Matthew Zagorski	26
			12	29:31	14.15	11	Matthew Zagorski	26
			11	29:04	14.37	11	Matthew Zagorski	26
			10	30:24	13.74	11	Matthew Zagorski	26
			9	32:19	12.92	11	Matthew Zagorski	26
			8	30:05	13.88	11	Matthew Zagorski	26
			7	28:59	14.41	11	Matthew Zagorski	26
			6	27:57	14.94	11	Matthew Zagorski	26
			5	27:53	14.98	11	Matthew Zagorski	26
			4	26:36	15.70	11	Matthew Zagorski	26
			3	25:50	16.17	11	Matthew Zagorski	26
			2	24:33	17.01	11	Matthew Zagorski	26
			1	22:39	18.44	11	Matthew Zagorski	26
6	12	6:11:50	12	32:31	12.84	13	christian caceres	33
			11	34:45	12.02	13	christian caceres	33
			10	36:46	11.36	13	christian caceres	33
			9	35:39	11.71	13	christian caceres	33
			8	32:48	12.73	13	christian caceres	33
			7	31:04	13.44	13	christian caceres	33
			6	30:21	13.76	13	christian caceres	33
			5	28:44	14.53	13	christian caceres	33
			4	28:10	14.83	13	christian caceres	33
			3	27:28	15.20	13	christian caceres	33
			2	27:15	15.32	13	christian caceres	33
			1	26:19	15.87	13	christian caceres	33

Place	Laps	Time	Lap #	Time	Spd	Rider #	Rider Name	Age
7	12	6:13:21	12	31:35	13.22	17	dyon balding	33
			11	40:49	10.23	17	dyon balding	33
			10	32:20	12.92	17	dyon balding	33
			9	33:46	12.37	17	dyon balding	33
			8	36:21	11.49	17	dyon balding	33
			7	31:27	13.28	17	dyon balding	33
			6	30:28	13.71	17	dyon balding	33
			5	29:06	14.35	17	dyon balding	33
			4	28:25	14.70	17	dyon balding	33
			3	27:01	15.46	17	dyon balding	33
			2	26:08	15.98	17	dyon balding	33
			1	25:55	16.11	17	dyon balding	33
			8	12	6:14:32	12	31:45	13.15
11	34:55	11.96				5	Gareth Syme	30
10	31:52	13.10				5	Gareth Syme	30
9	34:15	12.19				5	Gareth Syme	30
8	31:44	13.16				5	Gareth Syme	30
7	33:08	12.60				5	Gareth Syme	30
6	28:13	14.80				5	Gareth Syme	30
5	28:11	14.82				5	Gareth Syme	30
4	42:13	9.89				5	Gareth Syme	30
3	26:57	15.50				5	Gareth Syme	30
2	26:27	15.79				5	Gareth Syme	30
1	24:52	16.79				5	Gareth Syme	30
9	12	6:18:19				12	31:55	13.08
			11	30:45	13.58	14	Brendan Adair	18
			10	32:09	12.99	14	Brendan Adair	18
			9	40:06	10.41	14	Brendan Adair	18
			8	36:35	11.42	14	Brendan Adair	18
			7	34:41	12.04	14	Brendan Adair	18
			6	27:12	15.35	14	Brendan Adair	18
			5	28:07	14.85	14	Brendan Adair	18
			4	37:29	11.14	14	Brendan Adair	18
			3	28:57	14.42	14	Brendan Adair	18
			2	25:33	16.34	14	Brendan Adair	18
			1	24:50	16.82	14	Brendan Adair	18

Place	Laps	Time	Lap #	Time	Spd	Rider #	Rider Name	Age
10	12	6:27:22	12	35:30	11.76	415	Ian Franzke	35
			11	36:00	11.60	415	Ian Franzke	35
			10	36:55	11.31	415	Ian Franzke	35
			9	36:59	11.29	415	Ian Franzke	35
			8	33:17	12.55	415	Ian Franzke	35
			7	31:50	13.12	415	Ian Franzke	35
			6	30:04	13.89	415	Ian Franzke	35
			5	30:13	13.82	415	Ian Franzke	35
			4	28:41	14.56	415	Ian Franzke	35
			3	28:59	14.41	415	Ian Franzke	35
			2	32:05	13.02	415	Ian Franzke	35
			1	26:49	15.57	415	Ian Franzke	35
			11	11	5:55:36	11	33:33	12.45
10	30:36	13.65				18	Jason Hegert	26
9	29:41	14.07				18	Jason Hegert	26
8	48:42	8.57				18	Jason Hegert	26
7	36:09	11.55				18	Jason Hegert	26
6	32:30	12.85				18	Jason Hegert	26
5	30:43	13.60				18	Jason Hegert	26
4	29:02	14.38				18	Jason Hegert	26
3	27:25	15.23				18	Jason Hegert	26
2	27:01	15.46				18	Jason Hegert	26
1	30:14	13.81				18	Jason Hegert	26
12	11	6:04:21	11	32:13	12.96	8	Matthew Turner	35
			10	32:55	12.69	8	Matthew Turner	35
			9	33:23	12.51	8	Matthew Turner	35
			8	33:19	12.53	8	Matthew Turner	35
			7	44:44	9.34	8	Matthew Turner	35
			6	31:33	13.24	8	Matthew Turner	35
			5	30:49	13.55	8	Matthew Turner	35
			4	30:48	13.56	8	Matthew Turner	35
			3	36:34	11.42	8	Matthew Turner	35
			2	29:35	14.12	8	Matthew Turner	35
			1	28:28	14.67	8	Matthew Turner	35

Place	Laps	Time	Lap #	Time	Spd	Rider #	Rider Name	Age
13	11	6:16:25	11	38:22	10.88	420	Francis Jackson	39
			10	41:25	10.08	420	Francis Jackson	39
			9	40:08	10.41	420	Francis Jackson	39
			8	38:38	10.81	420	Francis Jackson	39
			7	36:49	11.34	420	Francis Jackson	39
			6	32:40	12.78	420	Francis Jackson	39
			5	31:58	13.06	420	Francis Jackson	39
			4	29:46	14.03	420	Francis Jackson	39
			3	29:48	14.01	420	Francis Jackson	39
			2	28:15	14.78	420	Francis Jackson	39
			1	28:36	14.60	420	Francis Jackson	39
14	10	6:01:17	10	50:28	8.27	15	Mark Weir	44
			9	42:19	9.87	15	Mark Weir	44
			8	46:47	8.93	15	Mark Weir	44
			7	36:57	11.30	15	Mark Weir	44
			6	34:13	12.20	15	Mark Weir	44
			5	32:25	12.88	15	Mark Weir	44
			4	31:20	13.33	15	Mark Weir	44
			3	30:00	13.92	15	Mark Weir	44
			2	28:14	14.79	15	Mark Weir	44
			1	28:34	14.62	15	Mark Weir	44
15	10	6:13:09	10	49:02	8.52	7	Andrew Kaye	33
			9	41:53	9.97	7	Andrew Kaye	33
			8	44:52	9.31	7	Andrew Kaye	33
			7	40:12	10.39	7	Andrew Kaye	33
			6	34:32	12.09	7	Andrew Kaye	33
			5	34:22	12.15	7	Andrew Kaye	33
			4	32:30	12.85	7	Andrew Kaye	33
			3	32:08	13.00	7	Andrew Kaye	33
			2	33:05	12.62	7	Andrew Kaye	33
			1	30:33	13.67	7	Andrew Kaye	33


Place	Laps	Time	Lap #	Time	Spd	Rider #	Rider Name	Age
16	9	5:07:42	9	35:50	11.65	10	Peter Shaw	37
			8	38:24	10.88	10	Peter Shaw	37
			7	44:53	9.30	10	Peter Shaw	37
			6	34:59	11.94	10	Peter Shaw	37
			5	32:14	12.96	10	Peter Shaw	37
			4	31:03	13.45	10	Peter Shaw	37
			3	29:53	13.97	10	Peter Shaw	37
			2	31:23	13.31	10	Peter Shaw	37
			1	29:03	14.38	10	Peter Shaw	37
17	9	5:35:19	9	55:23	7.54	12	Andrew Edwards	33
			8	50:03	8.34	12	Andrew Edwards	33
			7	34:30	12.10	12	Andrew Edwards	33
			6	34:01	12.28	12	Andrew Edwards	33
			5	32:49	12.73	12	Andrew Edwards	33
			4	31:50	13.12	12	Andrew Edwards	33
			3	31:37	13.21	12	Andrew Edwards	33
			2	32:15	12.95	12	Andrew Edwards	33
			1	32:51	12.71	12	Andrew Edwards	33
18	9	5:50:52	9	40:51	10.22	4	Mark Cook	26
			8	43:50	9.53	4	Mark Cook	26
			7	43:34	9.59	4	Mark Cook	26
			6	43:43	9.55	4	Mark Cook	26
			5	40:05	10.42	4	Mark Cook	26
			4	36:47	11.35	4	Mark Cook	26
			3	34:24	12.14	4	Mark Cook	26
			2	34:38	12.06	4	Mark Cook	26
			1	33:00	12.65	4	Mark Cook	26



Solo Men

Recent 20 Laps

Place	Laps	Time	Lap #	Time	Spd	Rider #	Rider Name	Age
25	5	2:53:04	5	44:58	9.29	401	Tanh Hoang	35
			4	33:33	12.45	401	Tanh Hoang	35
			3	31:39	13.19	401	Tanh Hoang	35
			2	30:32	13.68	401	Tanh Hoang	35
			1	32:22	12.90	401	Tanh Hoang	35
26	5	3:34:10	5	1:02:29	6.68	9	Warwick McWaters	28
			4	46:20	9.01	9	Warwick McWaters	28
			3	36:56	11.31	9	Warwick McWaters	28
			2	35:23	11.80	9	Warwick McWaters	28
			1	33:02	12.64	9	Warwick McWaters	28
27	5	4:51:26	5	1:32:58	4.49	405	Martin Watkins	36
			4	56:13	7.43	405	Martin Watkins	36
			3	57:15	7.29	405	Martin Watkins	36
			2	46:01	9.07	405	Martin Watkins	36
			1	38:59	10.71	405	Martin Watkins	36



Solo Men


Recent 20 Laps

Place	Laps	Time	Lap #	Time	Spd	Rider #	Rider Name	Age
28	4	2:35:09	4	57:07	7.31	19	Brent Morgan	17
			3	36:51	11.33	19	Brent Morgan	17
			2	31:42	13.17	19	Brent Morgan	17
			1	29:29	14.16	19	Brent Morgan	17
Brent Morgan								
29	2	51:09	2	26:58	15.49	409	Sean Hurley	24
			1	24:11	17.27	409	Sean Hurley	24
Sean Hurley								
30	2	1:20:38	2	43:29	9.60	3	Cam McIntyre	35
			1	37:09	11.24	3	Cam McIntyre	35
Cam McIntyre								

Place	Laps	Time	Lap #	Time	Spd	Rider #	Rider Name	Age
1	11	6:22:54	11	34:48	12.00	407	Anne Antrecht	28
			10	36:16	11.51	407	Anne Antrecht	28
			9	39:37	10.54	407	Anne Antrecht	28
			8	36:57	11.30	407	Anne Antrecht	28
			7	36:16	11.51	407	Anne Antrecht	28
			6	35:45	11.68	407	Anne Antrecht	28
			5	35:03	11.91	407	Anne Antrecht	28
			4	33:23	12.51	407	Anne Antrecht	28
			3	32:37	12.80	407	Anne Antrecht	28
			2	31:57	13.07	407	Anne Antrecht	28
			1	30:15	13.80	407	Anne Antrecht	28
2	9	5:53:39	9	42:57	9.72	428	Ev Burrell	36
			8	41:47	9.99	428	Ev Burrell	36
			7	42:45	9.77	428	Ev Burrell	36
			6	38:47	10.77	428	Ev Burrell	36
			5	39:17	10.63	428	Ev Burrell	36
			4	38:10	10.94	428	Ev Burrell	36
			3	36:11	11.54	428	Ev Burrell	36
			2	37:52	11.03	428	Ev Burrell	36
			1	35:53	11.64	428	Ev Burrell	36
3	8	5:34:49	8	49:47	8.39	36	Katie Chancellor	27
			7	47:00	8.89	36	Katie Chancellor	27
			6	47:45	8.75	36	Katie Chancellor	27
			5	43:35	9.58	36	Katie Chancellor	27
			4	37:38	11.10	36	Katie Chancellor	27
			3	37:32	11.13	36	Katie Chancellor	27
			2	36:12	11.54	36	Katie Chancellor	27
			1	35:20	11.82	36	Katie Chancellor	27

Place	Laps	Time	Lap #	Time	Spd	Rider #	Rider Name	Age
1	12	6:02:33	12	31:44	13.16	419	Damian Gillard	40
			11	35:17	11.84	419	Damian Gillard	40
			10	33:11	12.58	419	Damian Gillard	40
			9	34:15	12.19	419	Damian Gillard	40
			8	32:13	12.96	419	Damian Gillard	40
			7	29:43	14.05	419	Damian Gillard	40
			6	28:09	14.83	419	Damian Gillard	40
			5	27:32	15.17	419	Damian Gillard	40
			4	27:19	15.29	419	Damian Gillard	40
			3	26:38	15.68	419	Damian Gillard	40
			2	27:24	15.24	419	Damian Gillard	40
			1	29:08	14.33	419	Damian Gillard	40
			2	12	6:27:23	12	32:15	12.95
11	32:52	12.71				27	David Rusden	43
10	33:42	12.39				27	David Rusden	43
9	44:11	9.45				27	David Rusden	43
8	45:58	9.08				27	David Rusden	43
7	31:23	13.31				27	David Rusden	43
6	29:04	14.37				27	David Rusden	43
5	27:35	15.14				27	David Rusden	43
4	27:17	15.31				27	David Rusden	43
3	27:55	14.96				27	David Rusden	43
2	28:15	14.78				27	David Rusden	43
1	26:56	15.50				27	David Rusden	43
3	11	5:47:33				11	35:12	11.86
			10	36:00	11.60	416	Greg Boyall	46
			9	32:28	12.86	416	Greg Boyall	46
			8	29:51	13.99	416	Greg Boyall	46
			7	31:18	13.34	416	Greg Boyall	46
			6	31:19	13.33	416	Greg Boyall	46
			5	30:18	13.78	416	Greg Boyall	46
			4	30:28	13.71	416	Greg Boyall	46
			3	29:56	13.95	416	Greg Boyall	46
			2	30:06	13.87	416	Greg Boyall	46
			1	30:37	13.64	416	Greg Boyall	46


Place	Laps	Time	Lap #	Time	Spd	Rider #	Rider Name	Age
4	11	6:02:15	11	34:51	11.98	26	Rod Stormonth	40
			10	34:55	11.96	26	Rod Stormonth	40
			9	34:31	12.10	26	Rod Stormonth	40
			8	33:34	12.44	26	Rod Stormonth	40
			7	34:51	11.98	26	Rod Stormonth	40
			6	33:58	12.29	26	Rod Stormonth	40
			5	32:36	12.81	26	Rod Stormonth	40
			4	33:01	12.65	26	Rod Stormonth	40
			3	31:13	13.38	26	Rod Stormonth	40
			2	30:08	13.86	26	Rod Stormonth	40
			1	28:37	14.59	26	Rod Stormonth	40
5	11	6:35:03	11	39:09	10.67	29	Duncan Harrison	44
			10	39:04	10.69	29	Duncan Harrison	44
			9	42:05	9.92	29	Duncan Harrison	44
			8	43:42	9.56	29	Duncan Harrison	44
			7	39:00	10.71	29	Duncan Harrison	44
			6	36:10	11.55	29	Duncan Harrison	44
			5	32:18	12.93	29	Duncan Harrison	44
			4	31:25	13.29	29	Duncan Harrison	44
			3	30:36	13.65	29	Duncan Harrison	44
			2	30:44	13.59	29	Duncan Harrison	44
			1	30:50	13.54	29	Duncan Harrison	44
6	10	6:05:45	10	38:34	10.83	24	David Kidd	43
			9	40:37	10.28	24	David Kidd	43
			8	44:30	9.38	24	David Kidd	43
			7	37:02	11.28	24	David Kidd	43
			6	40:03	10.43	24	David Kidd	43
			5	37:13	11.22	24	David Kidd	43
			4	33:57	12.30	24	David Kidd	43
			3	32:01	13.04	24	David Kidd	43
			2	30:21	13.76	24	David Kidd	43
			1	31:27	13.28	24	David Kidd	43



Solo Men 40+

Recent 20 Laps

Place	Laps	Time	Lap #	Time	Spd	Rider #	Rider Name	Age
10	7	3:34:41	7	33:23	12.51	34	Dalen Court	-518
			6	32:09	12.99	34	Dalen Court	-518
			5	31:21	13.32	34	Dalen Court	-518
			4	29:53	13.97	34	Dalen Court	-518
			3	30:06	13.87	34	Dalen Court	-518
			2	29:35	14.12	34	Dalen Court	-518
			1	28:14	14.79	34	Dalen Court	-518
11	7	3:53:48	7	37:08	11.25	423	Matt Prendergast	47
			6	39:02	10.70	423	Matt Prendergast	47
			5	29:19	14.24	423	Matt Prendergast	47
			4	36:37	11.40	423	Matt Prendergast	47
			3	29:58	13.94	423	Matt Prendergast	47
			2	29:17	14.26	423	Matt Prendergast	47
			1	32:27	12.87	423	Matt Prendergast	47
12	7	4:26:27	7	37:28	11.15	22	Barry Floyd	41
			6	59:01	7.08	22	Barry Floyd	41
			5	36:31	11.44	22	Barry Floyd	41
			4	33:47	12.36	22	Barry Floyd	41
			3	37:13	11.22	22	Barry Floyd	41
			2	31:25	13.29	22	Barry Floyd	41
			1	31:02	13.46	22	Barry Floyd	41



Solo Men 40+

Recent 20 Laps

Place	Laps	Time	Lap #	Time	Spd	Rider #	Rider Name	Age
13	6	3:56:44	6	1:11:06	5.87	23	Glenn Page	40
			5	32:25	12.88	23	Glenn Page	40
			4	32:18	12.93	23	Glenn Page	40
			3	42:50	9.75	23	Glenn Page	40
			2	29:41	14.07	23	Glenn Page	40
			1	28:24	14.70	23	Glenn Page	40
14	6	4:22:41	6	42:24	9.85	33	David lowrie	47
			5	41:32	10.05	33	David lowrie	47
			4	1:02:57	6.63	33	David lowrie	47
			3	37:33	11.12	33	David lowrie	47
			2	41:57	9.95	33	David lowrie	47
			1	36:18	11.50	33	David lowrie	47
15	6	5:08:23	6	44:04	9.48	30	Rob Hole	50
			5	1:09:30	6.01	30	Rob Hole	50
			4	1:09:01	6.05	30	Rob Hole	50
			3	51:22	8.13	30	Rob Hole	50
			2	39:42	10.52	30	Rob Hole	50
			1	34:44	12.02	30	Rob Hole	50

Place	Laps	Time	Lap #	Time	Spd	Rider #	Rider Name	Age
16	4	3:29:28	4	1:07:15	6.21	21	Nick Pile (GMBC)	52
			3	55:44	7.49	21	Nick Pile (GMBC)	52
			2	48:27	8.62	21	Nick Pile (GMBC)	52
			1	38:02	10.98	21	Nick Pile (GMBC)	52
Nick Pile (GMBC)								
17	4	4:38:50	4	1:22:15	5.08	25	John Buchanan	44
			3	1:24:07	4.96	25	John Buchanan	44
			2	1:05:51	6.34	25	John Buchanan	44
			1	46:37	8.96	25	John Buchanan	44
John Buchanan								
18	2	1:25:16	2	54:59	7.60	20	Ross Burrage	44
			1	30:17	13.79	20	Ross Burrage	44
Ross Burrage								

Place	Laps	Time	Lap #	Time	Spd	Rider #	Rider Name	Age			
1	17	6:25:11	17	26:30	15.76	219	Jack Lamb Chops	27			
			16	22:48	18.32	218	Paul van der Ploeg	21			
			15	19:13	21.73	218	Paul van der Ploeg	21			
			14	24:55	16.76	219	Jack Lamb Chops	27			
			13	23:04	18.10	219	Jack Lamb Chops	27			
			12	22:10	18.84	218	Paul van der Ploeg	21			
			11	21:55	19.05	218	Paul van der Ploeg	21			
			10	24:11	17.27	219	Jack Lamb Chops	27			
			9	22:34	18.51	219	Jack Lamb Chops	27			
			8	20:41	20.19	218	Paul van der Ploeg	21			
			7	23:47	17.56	218	Paul van der Ploeg	21			
			6	23:13	17.99	219	Jack Lamb Chops	27			
			5	21:47	19.17	219	Jack Lamb Chops	27			
			4	22:42	18.40	218	Paul van der Ploeg	21			
			3	21:47	19.17	218	Paul van der Ploeg	21			
			2	22:43	18.38	219	Jack Lamb Chops	27			
			1	21:11	19.71	218	Paul van der Ploeg	21			
2	17	6:25:15	17	27:47	15.03	220	Neil van der Ploeg	23			
			16	23:10	18.03	221	Scott Liston	23			
			15	22:06	18.90	221	Scott Liston	23			
			14	20:32	20.34	220	Neil van der Ploeg	23			
			13	22:57	18.20	220	Neil van der Ploeg	23			
			12	22:11	18.82	221	Scott Liston	23			
			11	22:46	18.34	221	Scott Liston	23			
			10	23:41	17.63	220	Neil van der Ploeg	23			
			9	22:13	18.80	220	Neil van der Ploeg	23			
			8	22:23	18.66	221	Scott Liston	23			
			7	22:11	18.82	221	Scott Liston	23			
			6	23:11	18.01	220	Neil van der Ploeg	23			
			5	21:42	19.24	220	Neil van der Ploeg	23			
			4	22:42	18.40	221	Scott Liston	23			
			3	22:39	18.44	221	Scott Liston	23			
			2	21:45	19.20	220	Neil van der Ploeg	23			
			1	21:19	19.59	221	Scott Liston	23			
3	16	5:58:45	16	22:24	18.64	217	Luke Fetch	20			
			15	22:38	18.45	217	Luke Fetch	20			
			14	21:50	19.13	216	Cal Britten	22			
			13	23:08	18.05	216	Cal Britten	22			
			12	22:11	18.82	217	Luke Fetch	20			
			11	22:15	18.77	217	Luke Fetch	20			
			10	23:32	17.75	216	Cal Britten	22			
			9	22:25	18.63	216	Cal Britten	22			
			8	21:23	19.53	217	Luke Fetch	20			
			7	21:39	19.29	217	Luke Fetch	20			
			6	22:32	18.53	216	Cal Britten	22			
			5	24:19	17.17	217	Luke Fetch	20			
			4	22:41	18.41	216	Cal Britten	22			
			3	22:34	18.51	216	Cal Britten	22			
			2	21:37	19.32	217	Luke Fetch	20			
			1	21:37	19.32	216	Cal Britten	22			

Place	Laps	Time	Lap #	Time	Spd	Rider #	Rider Name	Age			
4	16	6:13:24	16	23:17	17.94	411	Alex Randall	38			
			15	24:22	17.14	410	Steven Cusworth	23			
			14	23:28	17.80	411	Alex Randall	38			
			13	24:32	17.02	410	Steven Cusworth	23			
			12	23:17	17.94	411	Alex Randall	38			
			11	25:04	16.66	410	Steven Cusworth	23			
			10	23:16	17.95	411	Alex Randall	38			
			9	23:50	17.52	410	Steven Cusworth	23			
			8	23:03	18.12	410	Steven Cusworth	23			
			7	23:53	17.48	411	Alex Randall	38			
			6	22:25	18.63	411	Alex Randall	38			
			5	22:50	18.29	410	Steven Cusworth	23			
			4	22:20	18.70	411	Alex Randall	38			
			3	22:59	18.17	410	Steven Cusworth	23			
			2	22:19	18.71	411	Alex Randall	38			
			1	22:29	18.57	410	Steven Cusworth	23			
5	15	6:12:58	15	24:55	16.76	208	David Schilg	20			
			14	26:25	15.81	209	Geoff Schilg	23			
			13	25:56	16.10	208	David Schilg	20			
			12	25:02	16.68	209	Geoff Schilg	23			
			11	25:15	16.54	208	David Schilg	20			
			10	24:25	17.10	209	Geoff Schilg	23			
			9	24:30	17.04	208	David Schilg	20			
			8	24:58	16.73	209	Geoff Schilg	23			
			7	24:36	16.98	208	David Schilg	20			
			6	24:40	16.93	209	Geoff Schilg	23			
			5	24:30	17.04	208	David Schilg	20			
			4	24:09	17.29	209	Geoff Schilg	23			
			3	23:51	17.51	208	David Schilg	20			
			2	25:33	16.34	209	Geoff Schilg	23			
			1	24:13	17.24	208	David Schilg	20			
6	14	6:09:46	14	25:31	16.37	431	Peter Casey	38			
			13	30:23	13.74	430	Mark Casey	49			
			12	26:02	16.04	431	Peter Casey	38			
			11	28:13	14.80	430	Mark Casey	49			
			10	27:39	15.10	430	Mark Casey	49			
			9	26:19	15.87	431	Peter Casey	38			
			8	25:00	16.70	431	Peter Casey	38			
			7	27:04	15.43	430	Mark Casey	49			
			6	25:32	16.36	431	Peter Casey	38			
			5	24:55	16.76	431	Peter Casey	38			
			4	27:25	15.23	430	Mark Casey	49			
			3	27:00	15.47	430	Mark Casey	49			
			2	24:27	17.08	431	Peter Casey	38			
			1	24:16	17.21	431	Peter Casey	38			

Place	Laps	Time	Lap #	Time	Spd	Rider #	Rider Name	Age
7	14	6:13:19	14	30:28	13.71	211	Gerry Van Der Ploeg	64
			13	24:10	17.28	210	Jarrold Quinn	27
			12	30:18	13.78	211	Gerry Van Der Ploeg	64
			11	23:52	17.50	210	Jarrold Quinn	27
			10	30:30	13.69	211	Gerry Van Der Ploeg	64
			9	28:47	14.51	211	Gerry Van Der Ploeg	64
			8	24:28	17.07	210	Jarrold Quinn	27
			7	23:41	17.63	210	Jarrold Quinn	27
			6	28:51	14.47	211	Gerry Van Der Ploeg	64
			5	23:40	17.65	210	Jarrold Quinn	27
			4	29:06	14.35	211	Gerry Van Der Ploeg	64
			3	23:21	17.88	210	Jarrold Quinn	27
			2	29:41	14.07	211	Gerry Van Der Ploeg	64
			1	22:26	18.62	210	Jarrold Quinn	27
8	13	6:00:09	13	36:08	11.56	207	Brett Henderson	37
			12	26:24	15.82	206	Daniel Skerry	39
			11	30:21	13.76	207	Brett Henderson	37
			10	26:02	16.04	206	Daniel Skerry	39
			9	27:43	15.07	207	Brett Henderson	37
			8	25:06	16.64	206	Daniel Skerry	39
			7	30:07	13.87	207	Brett Henderson	37
			6	25:34	16.33	206	Daniel Skerry	39
			5	31:32	13.24	207	Brett Henderson	37
			4	25:18	16.51	206	Daniel Skerry	39
			3	24:40	16.93	207	Brett Henderson	37
			2	25:44	16.23	206	Daniel Skerry	39
			1	25:30	16.38	207	Brett Henderson	37
9	13	6:12:26	13	30:22	13.75	201	Todd Cuthbert	29
			12	29:38	14.09	201	Todd Cuthbert	29
			11	30:15	13.80	200	Scott Blade	33
			10	29:26	14.19	201	Todd Cuthbert	29
			9	30:28	13.71	200	Scott Blade	33
			8	27:40	15.09	201	Todd Cuthbert	29
			7	29:19	14.24	200	Scott Blade	33
			6	26:47	15.59	201	Todd Cuthbert	29
			5	28:41	14.56	200	Scott Blade	33
			4	26:05	16.01	201	Todd Cuthbert	29
			3	28:32	14.64	200	Scott Blade	33
			2	26:34	15.72	201	Todd Cuthbert	29
			1	28:39	14.58	200	Scott Blade	33

Place	Laps	Time	Lap #	Time	Spd	Rider #	Rider Name	Age
10	13	6:31:32	13	34:06	12.25	422	Kevin Abbott	51
			12	27:05	15.42	421	Bernie McArdle	57
			11	33:45	12.37	422	Kevin Abbott	51
			10	26:34	15.72	421	Bernie McArdle	57
			9	39:25	10.59	422	Kevin Abbott	51
			8	27:04	15.43	421	Bernie McArdle	57
			7	32:27	12.87	422	Kevin Abbott	51
			6	26:55	15.51	421	Bernie McArdle	57
			5	30:14	13.81	422	Kevin Abbott	51
			4	27:49	15.01	421	Bernie McArdle	57
			3	30:23	13.74	422	Kevin Abbott	51
			2	26:51	15.55	421	Bernie McArdle	57
			1	28:54	14.45	422	Kevin Abbott	51
11	12	5:57:38	12	28:32	14.64	205	Justin Hams	38
			11	32:33	12.83	204	Anthony Weir	33
			10	29:46	14.03	205	Justin Hams	38
			9	37:18	11.20	204	Anthony Weir	33
			8	27:52	14.99	205	Justin Hams	38
			7	37:13	11.22	204	Anthony Weir	33
			6	27:12	15.35	205	Justin Hams	38
			5	29:01	14.39	204	Anthony Weir	33
			4	26:47	15.59	205	Justin Hams	38
			3	27:52	14.99	204	Anthony Weir	33
			2	26:00	16.06	205	Justin Hams	38
			1	27:32	15.17	204	Anthony Weir	33
			12	12	6:02:55	12	28:40	14.57
11	32:39	12.79				202	Brendan Lauritz Shaun Quayle	46
10	28:41	14.56				203	Shaun Quayle	46
9	33:17	12.55				202	Brendan Lauritz Shaun Quayle	46
8	28:50	14.48				203	Shaun Quayle	46
7	32:17	12.94				202	Brendan Lauritz Shaun Quayle	46
6	28:12	14.81				203	Shaun Quayle	46
5	31:21	13.32				202	Brendan Lauritz Shaun Quayle	46
4	27:54	14.97				203	Shaun Quayle	46
3	30:34	13.66				202	Brendan Lauritz Shaun Quayle	46
2	28:05	14.87				203	Shaun Quayle	46
1	32:25	12.88				202	Brendan Lauritz Shaun Quayle	46

Weekend at Bernies

Brothers

Big Noses on Big Hill

Place	Laps	Time	Lap #	Time	Spd	Rider #	Rider Name	Age
1	14	6:02:59	14	25:51	16.15	427	Jarrold Moroni	29
			13	27:25	15.23	426	Peta Mullens	22
			12	28:41	14.56	426	Peta Mullens	22
			11	26:24	15.82	427	Jarrold Moroni	29
			10	29:34	14.12	426	Peta Mullens	22
			9	25:27	16.41	426	Peta Mullens	22
			8	25:34	16.33	427	Jarrold Moroni	29
			7	24:31	17.03	427	Jarrold Moroni	29
			6	25:04	16.66	426	Peta Mullens	22
			5	24:22	17.14	427	Jarrold Moroni	29
			4	25:26	16.42	426	Peta Mullens	22
			3	24:07	17.32	427	Jarrold Moroni	29
			2	25:16	16.53	426	Peta Mullens	22
			1	25:17	16.52	426	Peta Mullens	22
2	13	6:17:37	13	28:41	14.56	224	Daniel van der Ploeg	27
			12	26:38	15.68	224	Daniel van der Ploeg	27
			11	35:09	11.88	225	Gemma Robinson	24
			10	31:33	13.24	225	Gemma Robinson	24
			9	28:04	14.88	224	Daniel van der Ploeg	27
			8	25:48	16.19	224	Daniel van der Ploeg	27
			7	32:06	13.01	225	Gemma Robinson	24
			6	30:03	13.90	225	Gemma Robinson	24
			5	27:00	15.47	224	Daniel van der Ploeg	27
			4	25:23	16.45	224	Daniel van der Ploeg	27
			3	30:05	13.88	225	Gemma Robinson	24
			2	25:18	16.51	224	Daniel van der Ploeg	27
			1	31:49	13.13	225	Gemma Robinson	24
3	12	6:20:49	12	34:17	12.18	229	Julie Blake	28
			11	29:19	14.24	228	Steve Blake	33
			10	29:31	14.15	228	Steve Blake	33
			9	36:14	11.53	229	Julie Blake	28
			8	29:43	14.05	228	Steve Blake	33
			7	28:55	14.44	228	Steve Blake	33
			6	35:49	11.66	229	Julie Blake	28
			5	33:20	12.53	229	Julie Blake	28
			4	29:32	14.14	228	Steve Blake	33
			3	29:06	14.35	228	Steve Blake	33
			2	32:44	12.76	229	Julie Blake	28
			1	32:19	12.92	229	Julie Blake	28

Me n Petee

DANGER

Lets Ride

Place	Laps	Time	Lap #	Time	Spd	Rider #	Rider Name	Age
4	11	6:06:29	11	27:51	14.99	226	Stefan Wright	31
			10	42:34	9.81	227	Sarah Woollard	44
			9	28:43	14.54	226	Stefan Wright	31
			8	41:39	10.03	227	Sarah Woollard	44
			7	27:21	15.27	226	Stefan Wright	31
			6	39:21	10.61	227	Sarah Woollard	44
			5	26:51	15.55	226	Stefan Wright	31
			4	38:02	10.98	227	Sarah Woollard	44
			3	27:12	15.35	226	Stefan Wright	31
			2	39:18	10.63	227	Sarah Woollard	44
			1	27:37	15.12	226	Stefan Wright	31
5	11	6:08:08	11	31:49	13.13	230	Steve Clausen	41
			10	30:11	13.84	230	Steve Clausen	41
			9	41:42	10.01	231	Jodie Clausen	36
			8	29:38	14.09	230	Steve Clausen	41
			7	38:20	10.89	231	Jodie Clausen	36
			6	28:09	14.83	230	Steve Clausen	41
			5	36:30	11.44	231	Jodie Clausen	36
			4	28:45	14.53	230	Steve Clausen	41
			3	35:43	11.69	231	Jodie Clausen	36
			2	29:24	14.20	230	Steve Clausen	41
			1	37:57	11.00	231	Jodie Clausen	36
6	11	6:10:20	11	32:19	12.92	233	Michael Atkins	39
			10	37:31	11.13	232	Claire Oliveri	23
			9	31:03	13.45	233	Michael Atkins	39
			8	32:10	12.98	233	Michael Atkins	39
			7	40:32	10.30	232	Claire Oliveri	23
			6	32:13	12.96	233	Michael Atkins	39
			5	35:45	11.68	232	Claire Oliveri	23
			4	30:57	13.49	233	Michael Atkins	39
			3	29:58	13.94	233	Michael Atkins	39
			2	37:53	11.02	232	Claire Oliveri	23
			1	29:59	13.93	233	Michael Atkins	39

Lady And The Goat

Me and you

Out Of My Mind

Place	Laps	Time	Lap #	Time	Spd	Rider #	Rider Name	Age
7	11	6:25:37	11	33:53	12.32	403	Davide Angeline	38
			10	40:35	10.29	404	Katrine Leckie	31
			9	31:46	13.15	403	Davide Angeline	38
			8	32:01	13.04	403	Davide Angeline	38
			7	44:16	9.43	404	Katrine Leckie	31
			6	29:50	14.00	403	Davide Angeline	38
			5	41:11	10.14	404	Katrine Leckie	31
			4	27:18	15.30	403	Davide Angeline	38
			3	38:20	10.89	404	Katrine Leckie	31
			2	27:23	15.25	403	Davide Angeline	38
			1	39:04	10.69	404	Katrine Leckie	31
8	10	5:08:11	10	35:10	11.87	437	Lisa Barry	
			9	29:10	14.32	438	Tom Barry	34
			8	34:04	12.26	437	Lisa Barry	
			7	31:54	13.09	437	Lisa Barry	
			6	28:16	14.77	438	Tom Barry	34
			5	27:46	15.04	438	Tom Barry	34
			4	31:50	13.12	437	Lisa Barry	
			3	34:04	12.26	437	Lisa Barry	
			2	28:22	14.72	438	Tom Barry	34
			1	27:35	15.14	438	Tom Barry	34
9	10	5:53:17	10	54:32	7.66	236	Pip Morse	39
			9	33:19	12.53	237	Marcus Morse	39
			8	36:28	11.45	236	Pip Morse	39
			7	32:21	12.91	237	Marcus Morse	39
			6	35:43	11.69	236	Pip Morse	39
			5	32:16	12.94	237	Marcus Morse	39
			4	35:20	11.82	236	Pip Morse	39
			3	30:14	13.81	237	Marcus Morse	39
			2	33:46	12.37	236	Pip Morse	39
			1	29:18	14.25	237	Marcus Morse	39

Alpine Tea

OsteoHealth

The Water Bees

Place	Laps	Time	Lap #	Time	Spd	Rider #	Rider Name	Age
10	10	6:30:26	10	36:31	11.44	424	Alice Hamilton	28
			9	52:48	7.91	425	Alasdair Tutt	17
			8	31:27	13.28	424	Alice Hamilton	28
			7	45:37	9.15	425	Alasdair Tutt	17
			6	31:16	13.36	424	Alice Hamilton	28
			5	50:17	8.30	425	Alasdair Tutt	17
			4	29:44	14.04	424	Alice Hamilton	28
			3	40:48	10.24	425	Alasdair Tutt	17
			2	29:51	13.99	424	Alice Hamilton	28
			1	42:07	9.92	425	Alasdair Tutt	17
11	8	5:56:29	8	53:25	7.82	235	Meg Lawson	43
			7	35:38	11.72	234	Stephen Johnson	52
			6	53:28	7.81	235	Meg Lawson	43
			5	35:19	11.82	234	Stephen Johnson	52
			4	57:34	7.25	235	Meg Lawson	43
			3	34:50	11.99	234	Stephen Johnson	52
			2	50:43	8.23	235	Meg Lawson	43
			1	35:32	11.75	234	Stephen Johnson	52

AL x 2

Riders of Mass Obstruction

Place	Laps	Time	Lap #	Time	Spd	Rider #	Rider Name	Age
1	13	5:47:38	13	28:16	14.77	412	Stuart Richardson	37
			12	30:10	13.84	413	Jarod Paine	30
			11	26:33	15.73	412	Stuart Richardson	37
			10	26:22	15.84	414	Paul Gray	41
			9	29:01	14.39	413	Jarod Paine	30
			8	26:35	15.71	412	Stuart Richardson	37
			7	24:04	17.35	414	Paul Gray	41
			6	27:48	15.02	413	Jarod Paine	30
			5	25:39	16.28	412	Stuart Richardson	37
			4	25:02	16.68	414	Paul Gray	41
			3	27:43	15.07	413	Jarod Paine	30
			2	26:17	15.89	412	Stuart Richardson	37
			1	24:08	17.30	414	Paul Gray	41
2	12	6:08:53	12	34:32	12.09	300	Brian Fitzwilliam	53
			11	29:42	14.06	301	Shane Curran	43
			10	30:04	13.89	302	Jeremy Fitzwilliam	27
			9	34:07	12.24	300	Brian Fitzwilliam	53
			8	29:20	14.24	301	Shane Curran	43
			7	28:40	14.57	302	Jeremy Fitzwilliam	27
			6	33:17	12.55	300	Brian Fitzwilliam	53
			5	29:30	14.16	301	Shane Curran	43
			4	27:30	15.19	302	Jeremy Fitzwilliam	27
			3	33:22	12.52	300	Brian Fitzwilliam	53
			2	30:17	13.79	301	Shane Curran	43
			1	28:32	14.64	302	Jeremy Fitzwilliam	27
3	11	6:33:15	11	34:48	12.00	434	Mathew Hamblin	28
			10	37:27	11.15	434	Mathew Hamblin	28
			9	46:30	8.98	435	Brett Moran	30
			8	36:20	11.49	434	Mathew Hamblin	28
			7	32:07	13.00	433	Scott Hanckel	29
			6	36:34	11.42	435	Brett Moran	30
			5	34:12	12.21	434	Mathew Hamblin	28
			4	30:44	13.59	433	Scott Hanckel	29
			3	38:27	10.86	435	Brett Moran	30
			2	33:33	12.45	434	Mathew Hamblin	28
			1	32:33	12.83	433	Scott Hanckel	29

We'd Rather be Skiing

triple hendrys

Muppets

Place	Laps	Time	Lap #	Time	Spd	Rider #	Rider Name	Age
1	12	6:04:43	12	25:20	16.48	303	Garron Buckland	50
			11	34:00	12.28	305	Hans Werner	60
			10	32:21	12.91	305	Hans Werner	60
			9	26:42	15.64	303	Garron Buckland	50
			8	25:12	16.57	303	Garron Buckland	50
			7	31:38	13.20	305	Hans Werner	60
			6	38:50	10.75	304	Nicole Buckland	29
			5	24:49	16.83	303	Garron Buckland	50
			4	32:05	13.02	305	Hans Werner	60
			3	37:11	11.23	304	Nicole Buckland	29
			2	25:15	16.54	303	Garron Buckland	50
			1	31:20	13.33	305	Hans Werner	60

the family

Place	Laps	Time	Lap #	Time	Spd	Rider #	Rider Name	Age
1	14	6:23:17	14	27:59	14.92	310	Cameron Wells	47
			13	28:48	14.50	309	Bruce Dickey	60
			12	26:43	15.63	311	Chris Haydon	51
			11	26:58	15.49	310	Cameron Wells	47
			10	28:33	14.63	309	Bruce Dickey	60
			9	26:39	15.67	311	Chris Haydon	51
			8	26:52	15.54	310	Cameron Wells	47
			7	27:15	15.32	309	Bruce Dickey	60
			6	26:59	15.48	311	Chris Haydon	51
			5	26:33	15.73	310	Cameron Wells	47
			4	28:05	14.87	309	Bruce Dickey	60
			3	27:00	15.47	311	Chris Haydon	51
			2	26:22	15.84	310	Cameron Wells	47
			1	28:31	14.64	309	Bruce Dickey	60
2	14	6:27:37	14	28:09	14.83	32	Jamie Heritage	40
			13	29:21	14.23	418	Grant Dean	44
			12	26:17	15.89	32	Jamie Heritage	40
			11	26:07	15.99	417	Grant Norton	40
			10	30:50	13.54	418	Grant Dean	44
			9	26:21	15.85	32	Jamie Heritage	40
			8	26:46	15.60	417	Grant Norton	40
			7	33:35	12.43	418	Grant Dean	44
			6	26:25	15.81	32	Jamie Heritage	40
			5	25:48	16.19	417	Grant Norton	40
			4	28:35	14.61	418	Grant Dean	44
			3	27:06	15.41	32	Jamie Heritage	40
			2	26:38	15.68	417	Grant Norton	40
			1	25:39	16.28	417	Grant Norton	40
3	12	6:00:37	12	31:56	13.08	308	Albi Steffen	46
			11	39:50	10.48	306	Chris Browne	41
			10	27:26	15.22	307	David Keir	41
			9	32:24	12.89	308	Albi Steffen	46
			8	29:34	14.12	306	Chris Browne	41
			7	26:54	15.52	307	David Keir	41
			6	31:05	13.43	308	Albi Steffen	46
			5	28:57	14.42	306	Chris Browne	41
			4	26:49	15.57	307	David Keir	41
			3	32:41	12.78	308	Albi Steffen	46
			2	27:25	15.23	306	Chris Browne	41
			1	25:36	16.31	307	David Keir	41

nenan eckbo

29 Inches of Love

Carbon Fibre Footprint
GMBC